

Reports : GFS 2001 (and IPSAS?) compliant.

#	Code Description	BC	CoA	Code Structure	Digit
1	Organizational classification	✓		XX XX XXX	7
1.1	Budget Component			<u>XX</u> XX XXX	2
1.2	Main Spending Unit			XX <u>XX</u> XXX	2
1.3	Spending Unit			XX XX <u>XXX</u>	3
2	Economic classification	✓		X X X X	4
2.1	Economic Class			<u>X</u> X X X	1
2.2	Economic Section			X <u>X</u> X X	1
2.3	Economic Group			X X <u>X</u> X	1
2.4	Economic Detail			X X X <u>X</u>	1
3	Location code	✓		XX XX	4
3.1	Location level 1			<u>XX</u> XX	2
3.2	Location level 2			XX <u>XX</u>	2
4	Program classification code	✓		XX XX X XX	7
4.1	Main program code			<u>XX</u> XX X XX	2
4.2	Program code			XX <u>XX</u> X XX	2
4.3	Sub Program code			XX XX <u>X</u> XX	1
4.4	Activity code			XX XX X <u>XX</u>	2
5	Functional classification	✓		XX XX	4
5.1	Main group			<u>XX</u> XX	2
5.2	Division			XX <u>XX</u>	2
6	Account code > Economic Classification		✓	X X X X	4

Below lines were obtained from a translation software. These should be checked...

BBBB

B	class of accounts
BB	section
BBB	group
BBBB	balance account

For the account of profits of budgets scored first the organs of the State treasury by facilities of software after such chart.

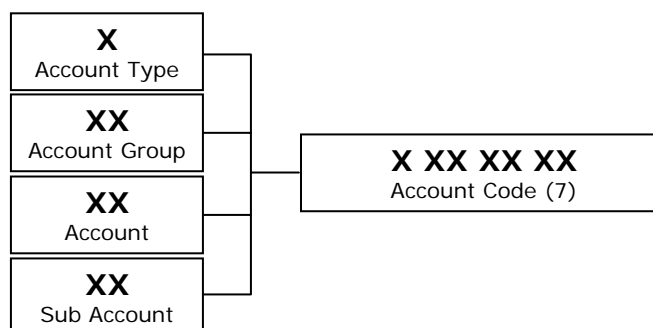
BBBB K SSS H RR TTT

BBBB	accounting code
K	standard check bit
SSS	code of budgetary classification after profits
H	taxes of this territory
RR	code of department classification of charges / code of receipts
TTT	a set of analytical parameters for administrative-territorial units

Accounts for the account of operations after the charges of general and special fund state and local budgets opened the organs of the State treasury by facilities of software after such chart.

BBBB K GGG NNNNNN

BBBB	accounting code
K	standard check bit
GGG	the proprietor of account (e.g, code of department, code after the network of main manager of budgetary facilities, code of programmatic classification of charges of the state budget, type of own receipts on the special funds).
NNNNNN	budget classification code

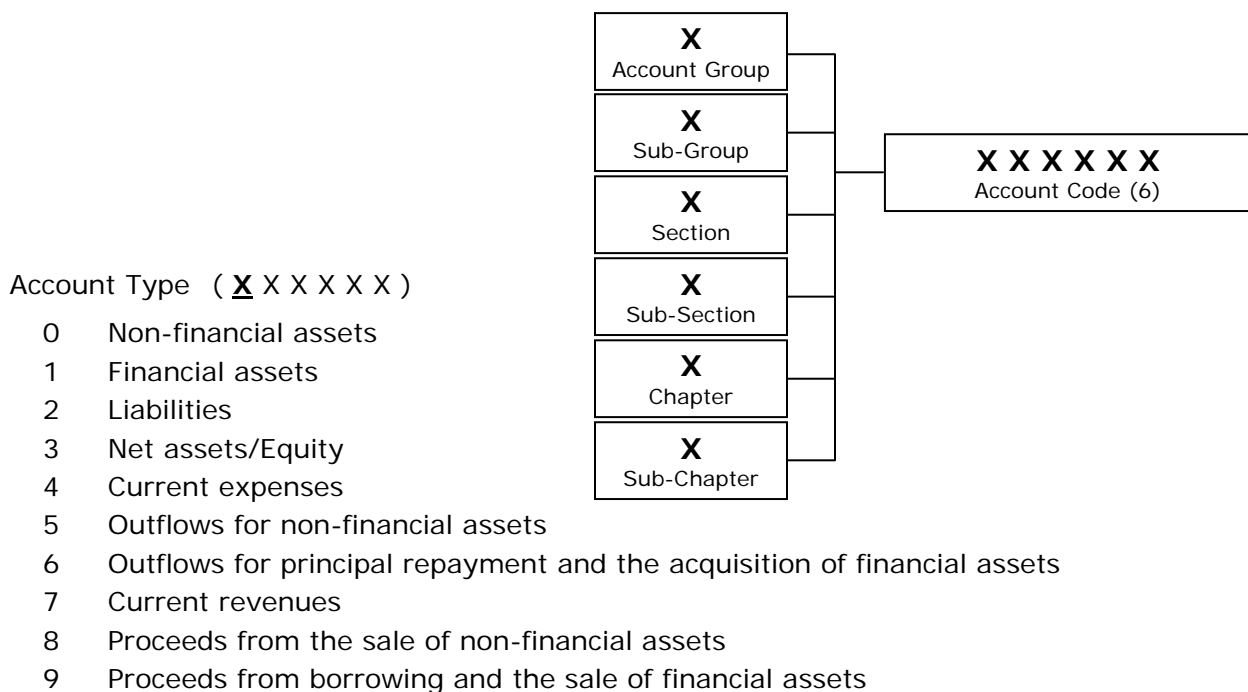


Reports : GFS 2001, ESA 95 and IPSAS compliant.

#	Code Description	BC	CoA	Code Structure	Digit
1	Organizational classification	✓	✓	XXXX XX XXX XX	11
1.1	Budget Component			<u>XXXX</u> XX XXX XX	4
1.2	Main Spending Unit			XXXX <u>XX</u> XXX XX	2
1.3	Spending Unit			XXXX XX <u>XXX</u> XX	3
1.4	Activity			XXXX XX XXX <u>XX</u>	2
2	Economic classification (>> GFS 2001)	✓	✓	XX XX XX XX	8
2.1	Economic Type			<u>XX</u> XX XX XX	2
2.2	Economic Chapter			XX <u>XX</u> XX XX	2
2.3	Economic Item			XX XX <u>XX</u> XX	2
2.4	Economic Detail			XX XX XX <u>XX</u>	2
3	Functional classification (>> COFOG)	✓	✓	X XX X X	5
3.1	GFS initial digit			<u>X</u> XX X X	1
3.2	Division			X <u>XX</u> X X	2
3.3	Group			X XX <u>X</u> X	1
3.4	Class			X XX X <u>X</u>	1
4	Program classification code	✓	✓	XX XXX	5
4.1	Main program code			<u>XX</u> XXX	2
4.2	Program code			XX <u>XXX</u>	3
5	Financing segment	✓	✓	XXX XX	5
5.1	Financing type			<u>XXX</u> XX	3
5.2	Financing source			XXX <u>XX</u>	2
6	Location code	✓	✓	XX XX	4
6.1	Location level 1			<u>XX</u> XX	2
6.2	Location level 2			XX <u>XX</u>	2
7	Account code = Economic classification		✓	X XX XX XX	7

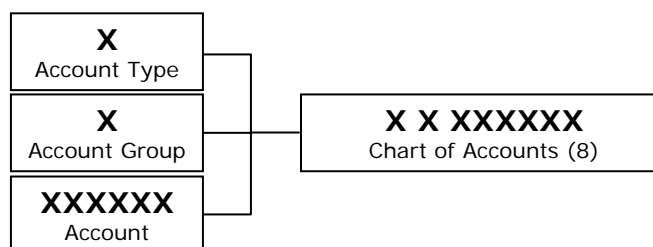
Chart of Accounts / Budget Classification

[Armenia]



Reports : GFS 2001 and IPSAS compliant.

#	Code Description	BC	CoA	Code Structure	Digit
1	Administrative/Regional classification	✓		X XX XXX	6
1.1	Section (type of gov/marz)			<u>X</u> XX XXX	1
1.2	Sub-section (branch of gov/community)			X <u>XX</u> XXX	2
1.3	Chapter (lowest budgetary unit)			X XX <u>XXX</u>	3
2	Functional classification (>> GFS 2001)	✓		XX X X	4
2.1	Group			<u>XX</u> X X	2
2.2	Sub-group			XX <u>X</u> X	1
2.3	Services			XX X <u>X</u>	1
3	Economic classification	✓	✓	X X X X X X	6
3.1	Group			<u>X</u> X X X X X	1
3.2	Sub-group			X <u>X</u> X X X X	1
3.3	Section			X X <u>X</u> X X X	1
3.4	Sub-section			X X X <u>X</u> X X	1
3.5	Chapter			X X X X <u>X</u> X	1
3.6	Sub-chapter			X X X X X <u>X</u>	1
4	Program classification code	✓		XX XXX (???)	5
4.1	Main program code			<u>XX</u> XXX	2
4.2	Project/Activity code			XX <u>XXX</u>	3
5	Account code = Economic classification		✓	X X X X X X	6



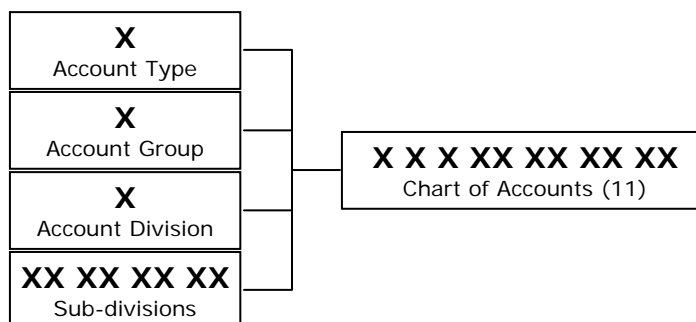
Account Type (X X XXXXXX)

- 1 Revenue (result accounts)
- 2 Expense (result accounts)
- 4 Holding gains (result accounts)
- 5 Changes in volume (result accounts)
- 6 Balance Sheet Account

Reports : GFS 2001 and IPSAS compliant.

#	Code Description	BC	CoA	Code Structure	Digit
1	Fund classification code	✓		X	1
2	Organization classification code:	✓		XXX XX XX	7
2.1	Ministry of Agency			<u>XXX</u> XX XX	3
2.2	Regional code			XXX <u>XX</u> XX	2
2.3	Organizational code			XXX XX <u>XX</u>	2
3	Economic classification code	✓		XX X X X X	6
3.1	Section			<u>XX</u> X X X X	2
3.2	Sub section			XX <u>X</u> X X X	1
3.3	Paragraph			XX X <u>X</u> X X	1
3.4	Item			XX X X <u>X</u> X	1
3.5	Sub-Item			XX X X X <u>X</u>	1
4	Functional classification code	✓		XX X X	4
4.1	Section			<u>XX</u> X X	2
4.2	Sub section			XX <u>X</u> X	1
4.3	Paragraph			XX X <u>X</u>	1
5	Account code (CoA)		✓	X X XXXXXX	8
5.1	Account type			<u>X</u> X XXXXXX	1
5.2	Account group			X <u>X</u> XXXXXX	1
5.3	Account			X X <u>XXXXXX</u>	6

Note: Last 6 digits of the CoA will be used for automatic identification of the economic classification through a conversion matrix.



Account Type [X X X XX XX XX XX]

- 1 Current Assets
- 2 Non-Current Assets
- 3 Short Term Liabilities
- 4 Long Term Liabilities
- 5 Equity
- 6 Revenues
- 7 Expenses
- 9 Off Balance Sheet Accounts

Reports : GFS 2001 and ESA 95 compliant.

#	Code Description	BC	CoA	Code Structure	Digit
1	Organization classification code:	✓		XX XX XX XX	8
1.1	Main organization code			<u>XX</u> XX XX XX	2
1.2	Sub organization code			XX <u>XX</u> XX XX	2
1.3	Departments			XX XX <u>XX</u> XX	2
1.4	Divisions			XX XX XX <u>XX</u>	2
2	Functional classification code	✓		XX X X XX	6
2.1	Section			<u>XX</u> X X XX	2
2.2	Sub section			XX <u>X</u> X XX	1
2.3	Functional code			XX X <u>X</u> XX	1
2.4	Sub functional code			XX X X <u>XX</u>	2
3	Fund classification code	✓		XX	3
4	Economic classification code (incl revenues)	✓		<u>XX XX XX</u> XX	8
4.1	Section			<u>XX</u> XX XX XX	2
4.2	Sub section			XX <u>XX</u> XX XX	2
4.3	Paragraph			XX XX <u>XX</u> XX	2
4.4	Economic classification code			XX XX XX <u>XX</u>	2
5	Account code (CoA)		✓	X X X XX <u>XX XX XX</u>	11
	Last 6 digits of CoA = First 6 digits of Econ. class				

Asset Accounts

1- Current Assets

10 Liquid Assets

- 100 Cash
- 101 Checks Received
- 102 Bank Accounts
- 103 Issued Checks and Transfer Orders (-)
- 104 Special Projects
- 105 Foreign Currency
- 107 Checks Issued in Foreign Currency (-)
- 108 Other Liquid Assets

11 Securities and Movable Assets

- 112 Stocks, Bills and Bonds
- 117 Secured Assets

12 Budget Receivables

- 120 Receivables from Revenues
- 121 Receivables from Prosecuted Revenues
- 122 Deferred and Postponed Revenues

13 Treasury Receivables

- 131 Receivables from Institutions outside of the General and Annexed Budget
- 137 Advances Given by the Treasury
- 138 Loans Given by the Treasury

14 Other Receivables

- 140 Receivables from Persons
- 143 Given Deposits and Collaterals

15 Stocks (*)

16 Debited Current Accounts and Value Movement

- 160 Trustees Current Account
- 162 Consular Current Account
- 164 Cash Flows
- 166 Transactions between the Accounting Offices

17 Business and Personnel Advances

- 170 Business Advances and Credits
- 171 Personnel Advances
- 172 Extra Budgetary Advances and Credits
- 173 Letters of Credit
- 174 Advance and Credits Transferred to the Complementary Period

18 Period Separator Accounts Payable

- 180 Prepaid Expenses

19 Other Current Assets

- 190 Cash Deficit

2- Non-Current Assets

22 Budgetary Receivables

- 222 Deferred and Postponed Revenues

23 Treasury Receivables

- 231 Receivables from Institutions outside of the General and Annexed Budget
- 238 Loans Given by the Treasury

24 Financial Non-Current Assets

- 240 Capital Investments in the Financial Institutions
- 241 Capital Investments in the Establishments Producing Goods and Services
- 242 Capital Investments in the Institutions with Revolving Funds

25 Tangible Assets

- 250 Land and Property
- 251 Land Improvements
- 252 Buildings
- 253 Plant, Equipment, Machinery and Tools
- 254 Vehicles
- 255 Fixtures and Furniture
- 256 Other Tangible Fixed Assets
- 257 Accumulated Depreciations (-)
- 258 Construction in Progress
- 259 Advances Given

26 Intangible Assets

- 260 Rights
- 263 Special Costs
- 267 Other Intangible Assets
- 268 Accumulated Depreciations (-)

28 Period Separating Accounts

- 280 Prepaid Expenses

Liability Accounts**3- Short Term Liabilities****30 Domestic Financial Debts**

- 301 Treasury Bonds
- 302 Privately Setup Domestic Borrowing Bills
- 303 Money Market Cash Transactions Debts
- 304 Short Term Other Domestic Debts
- 305 Government Bonds Payable in the Current Year
- 309 Long Term Other Domestic Debts Payable in the Current Year

31 Foreign Debts

- 310 External Debts of the Institutions with General and Annexed Budget Payable in the Current Year
- 311 External Debts of Other Institutions Payable in the Current Year
- 312 Guaranteed External Debts Account Payable in the Current Year, undertaken by the treasury

32 Debts Generated by the Budget

- 320 Budgeted Debts
- 322 Debts to be Budgeted

33 Depository Accounts

- 330 Deposits and Guarantees Received
- 332 Boarding Schools
- 333 Deposits

36 Credit Current Accounts

- 360 Trustee Current Accounts
- 362 Consulate Current Accounts
- 364 Cash Flows
- 366 Transactions between the Accounting Offices

37 Payable Taxes and Liabilities

- 370 Payable Social Security Withholdings
- 371 Payable Taxes and Funds
- 372 Collections Made on Behalf of the Funds
- 373 Local Administrations and Fund Shares

38 Period Separator Accounts Payable

- 380 Deferred Revenues for the Following Months

39 Other Short Term Liabilities

- 390 Cash Surpluses

4- Long Term Liabilities

40 Domestic Financial Debts

- 402 Privately Setup Domestic Borrowing Bills
- 405 Government Bonds
- 408 Risk Account
- 409 Other Long Term Domestic Debts

41 External Financial Debts

- 410 External Debts of the Institutions with General and Annexed Budget Payable in the Current Year
- 411 External Debts of Other Institutions
- 412 Guaranteed External Debts Account undertaken by the Treasury

48 Period Separating Receivables Accounts

- 480 Deferred Revenues for the Following Years

5- Equity Accounts

50 Net Worth

- 500 Net Worth

52 Reserves

- 522 Revaluation

57 Operating Results

- 570 Past Years Positive Operating Results
- 571 Past Years Negative Operating Results (-)

59 Periodic Operating Results

- 590 Periodic Operating Result (+)

Activity and Budget Accounts

6- Revenues

60 Revenues

- 600 Revenues
- 620 Budget Revenues
- 650 Revenue Reflection
- 690 Operating Results

7- Expenses

70 Expenditures

- 700 Expenses
- 720 Budget Expenses
- 740 Last Year's Budget Deductions
- 750 Expense Reflection
- 790 Budget Implementation Results

9- Off Balance Sheet Accounts

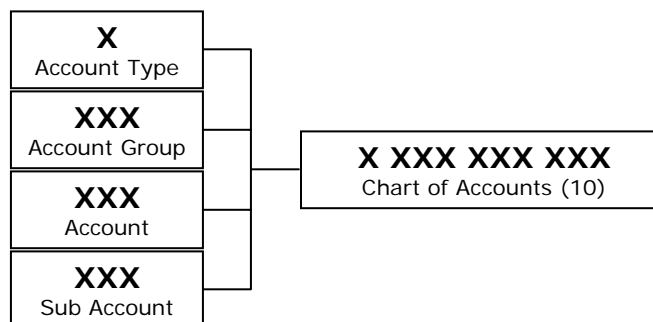
90 Appropriation Accounts

- 900 Payment Orders to be used
- 901 Payment Orders
- 902 Expenses with Appropriation
- 903 Usable Payment Orders, Transferred to the Account Period
- 904 Payment Orders, Transferred to the Account Period

91 Stamp And Valuable Papers Accounts

- 910 Stamps and Valuable Papers Storehouses
- 912 Stamps and Valuable Papers given against Debit
- 914 Stamps and Valuable Papers In-Transit
- 915 Stamps and Valuable Paper Transactions

- 92 Non-Cash Guarantee and Securities Belonging to Individuals**
 - 920 Non-Cash Guarantee
 - 921 Non-Cash Guarantors
 - 922 Trust Securities
 - 923 Receivables from the Trust Securities
- 93 Private Accrual Accounts**
 - 930 Private Accruals
 - 931 Account Receivables from Private Accruals
- 94 Participations belonging to the General Directorate of Foundations**
 - 940 Participations
 - 941 Capital Investments into Various Institutions
 - 942 (B) Group Share Account
- 95 Commitments Accounts**
 - 950 Expense Commitments
 - 951 Account Payable from the Expense Commitments
- 96 Treasury Guarantees**
 - 960 Treasury Guarantees
 - 961 Treasury Guarantees Reserve
- 97 Loan Agreements**
 - 970 Account for External Loans to be used
 - 971 Loan Agreements
- 99 Other Memorandum Accounts**



Account Type (X XXX XXX XXX):

- 1 Revenue
- 2 Expense
- 3 Non-financial assets
- 4 Financial assets
- 5 Liabilities
- 6 Equity and Reserves

Account Group (X XXX XXX XXX)

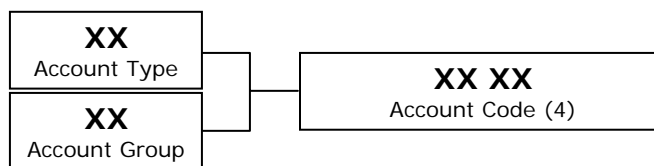
Account (X XXX XXX XXX)

Sub account (X XXX XXX XXX)

Reports : GFS 2001 and IPSAS compliant.

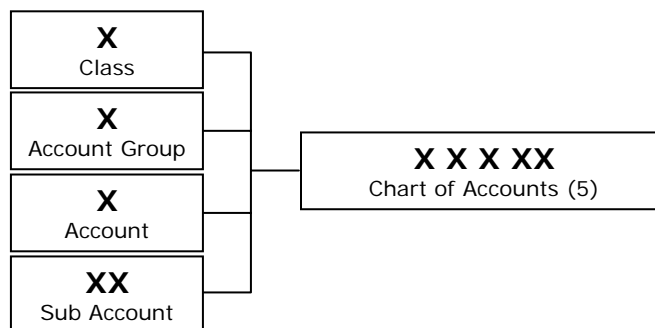
#	Code Description	BC	CoA	Code Structure	Digit
1	Fund classification code	✓	✓	X XXX X X	6
2	Territorial classification code			XX XXX	5
3	Organization classification code:			X XX XX XX	7
3.1	Government branch	✓		<u>X</u> XX XX XX	1
3.2	Higher ministry or agency	✓		X <u>XX</u> XX XX	2
3.3	Organization number	✓		X XX <u>XX</u> XX	2
3.4	Responsibility or cost center (optional)		✓	X XX XX <u>XX</u>	2
4	Program classification code	✓	✓	XXXXX	5
5	Expenditure group code			X X	2
6	Budget and reporting classification			X	1
7	Functional classification code			XXX X X	5
8	Financial assets+liabilities sector classification		✓	XXXX	4
9	CoA Account code (rev + exp classification)	✓	✓	X XXX XXX XXX	10
10	Currency code			XXX	3
11	Transaction code			XXXX	4

Account Code	Description
1 000 000	REVENUES AND OTHER RECEIPTS
1 100 000	Taxes
1 200 000	Social Contributions
1 300 000	Grants
1 400 000	Other Revenues
1 410 000	Property Income
1 420 000	Sale of Goods and Services
1 430 000	Fines and Penalties
1 440 000	Voluntary Transfers other than Grants
1 450 000	Other Non-tax Revenues
2 000 000	CURRENT EXPENSES AND EXPENDITURES
2 100 000	Compensation of Employees
2 200 000	Works and Services
2 300 000	Depreciation and Amortization
2 400 000	Interest
2 500 000	Subsidies
2 600 000	Grants, Settlements and Inter-budgetary Payments
2 700 000	Social Benefits
2 800 000	Other Current Expenditures
2 900 000	Other Non-Cash Expenses
3 000 000	NON-FINANCIAL ASSETS
3 100 000	Fixed assets
3 200 000	Intangible assets
3 300 000	Capital work in progress
3 400 000	Inventories
4 000 000	FINANCIAL ASSETS
4 100 000	Specialized Financial Assets
4 200 000	Provisions
4 300 000	Prepaid Expenses and Accrued Revenue
4 400 000	Advances
4 500 000	Receivables
4 600 000	Shares and Other Equity
4 700 000	Loans
4 800 000	Deposits and Securities
4 900 000	Cash and Cash Equivalents
5 000 000	FINANCIAL LIABILITIES
5 100 000	Specialized Financial Liabilities
5 200 000	Provisions
5 300 000	Accrued Expenses and Unearned Revenue
5 400 000	Advances Received
5 500 000	Payables
5 700 000	Loans
5 800 000	Liabilities on Deposits and Securities
5 900 000	Cash and Cash Equivalents
6 000 000	EQUITY AND RESERVES
6 100 000	Equity
6 200 000	Asset Revaluation Reserve
6 900 000	Accumulated Surplus (Deficit)



Reports : GFS 2001 and IPSAS compliant.

#	Code Description	B	CoA	Code Structure	Digit
1	Organization code	✓	✓	XX XX XX	6
2	Ownership of Resources	✓	✓	X	1
3	Function	✓	✓	XXX XXX	6
4	Fund	✓	✓	XX	2
5	Economic category	✓	✓	XXXXXX	6
6	Transaction type		✓	XX	2
7	Account code		✓	XX XX	4
8	Currency code	✓	✓	XXX	3
9	Project Code	✓	✓	XXXX	4
10	Cost/responsibility center code	✓	✓	XX	2
	Total				36



Reports : GFS 2001 and IPSAS compliant.

#	Code Description	BC	CoA	Code Structure	Digit
1	Government Entity	✓		XXX	3
2	Institutional classification	✓		XX XXXXXXXX	9
2.1	Ministry/Local Gov code			<u>XX</u> XXXXXXXX	2
2.2	Institution (Cost Center)			XX <u>XXXXXXXX</u>	7
3	Fund source (Chapter)	✓		XX	2
4	Functional classification code	✓		XX X XX	5
4.1	Function			<u>XX</u> X XX	2
4.2	Sub-function			XX <u>X</u> XX	1
4.3	Program code			XX X <u>XX</u>	2
5	Economic classification	✓		XXXX XXX	7
5.1	Article			<u>XXXX</u> XXX	4
5.2	Sub-article			XXXX <u>XXX</u>	3
6	Sub-Account code	✓		X XX XX	5
7	Treasury office code	✓		XXXX	4
8	Project code	✓		XXXXXXXX	7
9	Budget release type	✓		XX	2
10	Reserved	✓		XX	2
11	Account code (CoA)		✓	X XX XX	5

Definitions :

GFS Government Finance Statistics

GFS is an international reporting framework that is suitable for analysing and evaluating fiscal policy, especially relating to the performance of the general government sector and the broader public sector.

GFS is not subject to audit.

IPSAS International Public Sector Accounting Standards

The IFAC-PSC develops accounting standards for public sector entities referred to as International Public Sector Accounting Standards (IPSASs). The Committee believes that the adoption of IPSASs by governments will improve both the quality and comparability of financial information reported by public sector entities around the world. IPSASs are being prepared for application by entities adopting the accrual basis as well as cash basis of accounting.

IPSAS can be used for auditing purposes.

IAS International Accounting Standard (e.g. IAS 19 'Employee Benefits')

IASB International Accounting Standards Board

IFRS International Financial Reporting Standard (successor standards to IAS)

IFRIC International Financial Reporting Interpretations Committee (reports to IASB)

IFAC-PSC International Federation of Accountants - Public Sector Committee

GAAP Generally Accepted Accounting Principles

COFOG Classification of the Functions of Government (created by UN on Sept 25, 2001)